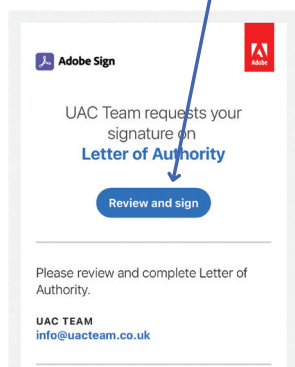


On Mobile

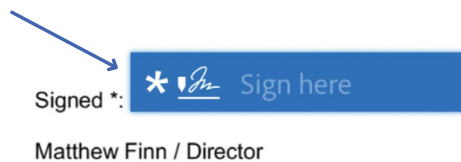
Step 1

Click here, on the email, to start



Step 2

Click into the box where you need to sign



Step 3

Type name as a signature or draw your signature and click **APPLY**

***Repeat for each signature needed**



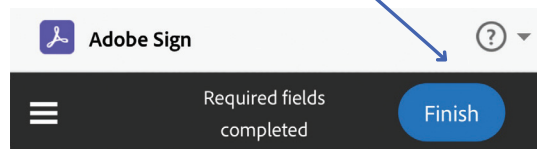
Step 4

Once everything is completed, make sure you click **“Tap to Sign”**



Step 5

Once all signed, click **“Finish”**



Step 6

When you see this screen you are done

You're all set

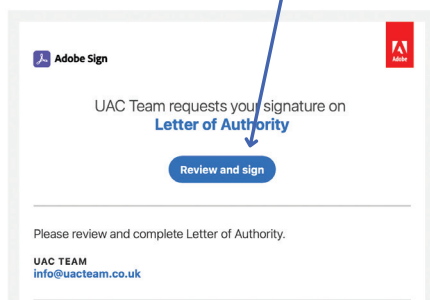
You finished signing “Letter of Authority”.

We will email the final agreement to all parties. You can also [download a copy](#) of what you just signed.

On PC / Laptop

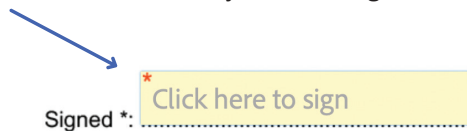
Step 1

Click here, on the email, to start



Step 2

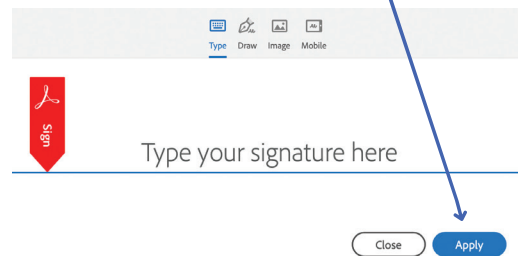
Click into the box where you need to sign



Step 3

Type name as a signature or draw your signature and click **APPLY**

*Repeat for each signature needed



Step 4

Once everything is completed, make sure you click "Click to Sign"



Step 5

When you see this screen you are done

 **You're all set**

You finished signing "Letter of Authority".

We will email the final agreement to all parties. You can also [download a copy](#) of what you just signed.